DRAWING NUMBER	J-C2-32-2
SCALE	1:1
CHKD	
DRAWN	JGK
DATE	23FEB93

MILLIMETERS

ALL DIMENSIONS WITHOUT TOLERANCES ARE FOR REFERENCE ONLY.

A3 PAPER SIZE

THIRD ANGLE PROJECTION

No. C2 LEVER LATCH ASSEMBLY WITH LOCKING RAISED TRIGGER

PROPRIETARY ITEM - EXCEPT FOR USES EXPRESSLY GRANTED IN WRITING, INFORMATION DISCLOSED HEREON IS CONFIDENTIAL AND ALL RIGHTS PATENT AND OTHERWISE ARE RESERVED BY SOUTHCO, INC.

southco®

REV	DATE	DRAWN/CHKD	DESCRIPTION
K	30APR2003	VNI/MJS	PRN: P2003-0339
L	19JUN2003	RLR/MJS	PRN: P2003-0504
M	13AUG2004	VNI/RLR	PRN: P2004-0893
N	09NOV2004	MDY/RLR	PRN: P2004-1308
O	23SEP2011	MJS/DM	PRN: P2011-0647
P	08MAR2012	MJS	PRN: P2012-0322
Q	23JUL2013	MJS/TVA	PRN: P2013-1498
R	13AUG2018	CMS/LT	PRN: P2018-1902

ASSEMBLY PART NUMBER TABLE

	BLACK POWDER COATED	TEXTURED CHROME FINISH	SILVER POLYESTER POWDER COATED
KEY LOCKING	C2-32-25	C2-32-21	C2-32-27
4mm HEX RECESS	C2-32-45	C2-32-41	C2-32-47
No. 2 PHILLIPS	C2-32-105	C2-32-101	C2-32-107
7mm SQUARE RECESS	C2-32-115	C2-32-111	C2-32-117
WITHOUT LOCK PLUG	C2-32-135	C2-32-131	C2-32-137
RAILWAY	C2-32-145	C2-32-141	C2-32-147

NOTES:

A. MATERIAL AND FINISH
1. HOUSING, LEVER, LOCK PLUG AND TRIGGER: DIE CAST ZINC, SEE ASSEMBLY PART NUMBER TABLE.
2. U-SPRING: 302 STAINLESS STEEL, PASSIVATED.
3. TORSION SPRING: 302 STAINLESS STEEL, NATURAL.
4. SPIROL PIN: SAE 51420, NATURAL
5. SCREWS AND HEX NUT: LOW CARBON STEEL,ZINC ALLOY PLATE BRIGHT PLUS SEALER.
6. BRACKET: 1010 STEEL, ZINC ALLOY PLATE BRIGHT PLUS SEALER.
7. KEYS: BRASS, NICKEL PLATED.

B. MOUNTING SCREW IS A M5 SCREW. USE LONGER SCREWS (NOT SUPPLIED) FOR THICKER DOORS.

C. LOCKPLUG INSTALLATION:
1. POSITION LOCKPLUG AND ORIENT RETAINING WAFER (LAST WAFER LOCATED AT THE BOTTOM OF LOCK) AT THE 3 O'CLOCK POSITION AND INSERT INTO THE TRIGGER.
2. BE SURE THE LOCKPLUG IS FULLY SEATED AGAINST THE TRIGGER, THEN REMOVE KEY.

D. MOUNTING BRACKET AND SCREW ASSEMBLY PACKAGED IN PLASTIC BAG, SHIPPED UNASSEMBLED.



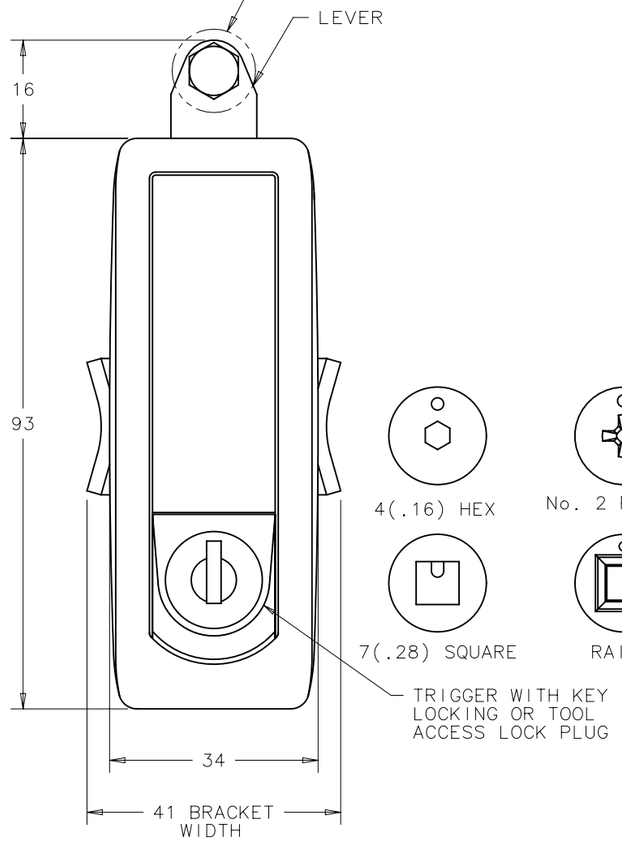

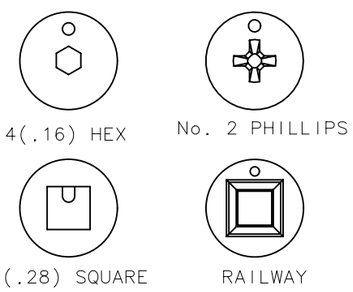

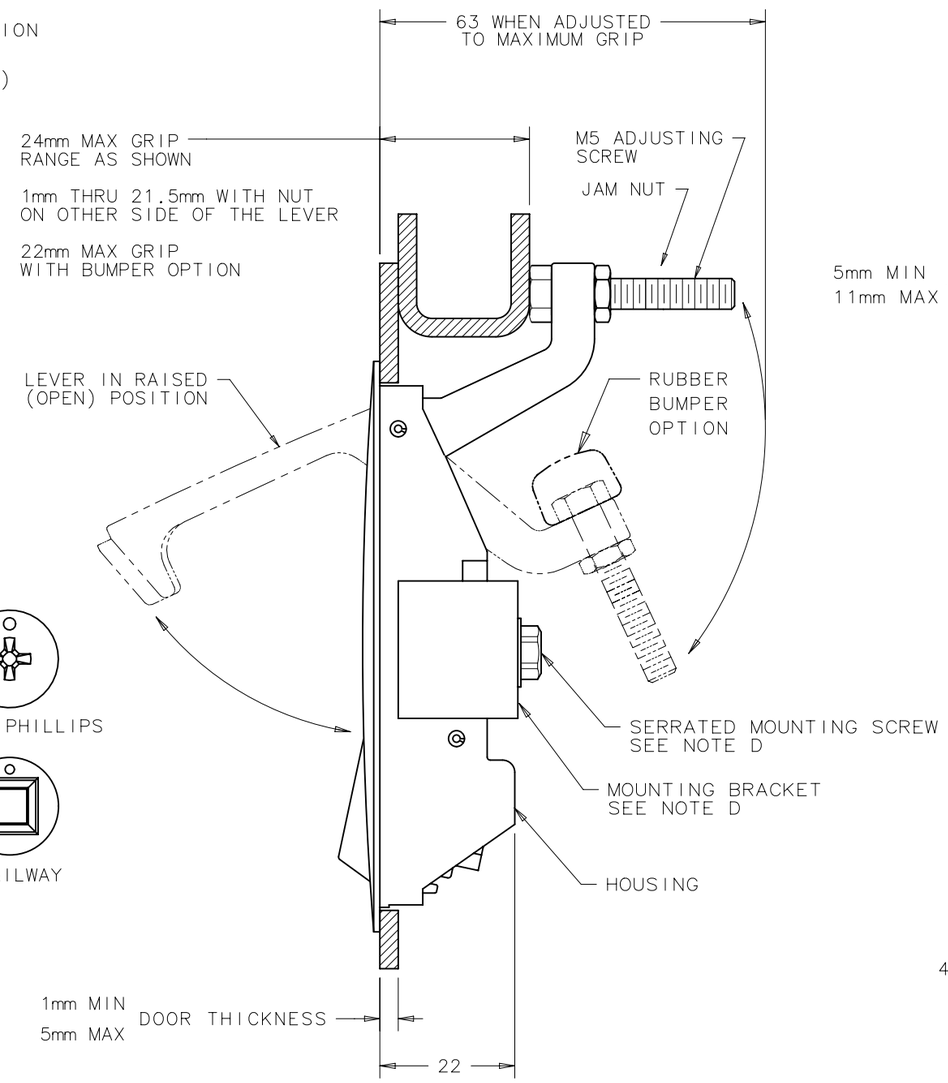

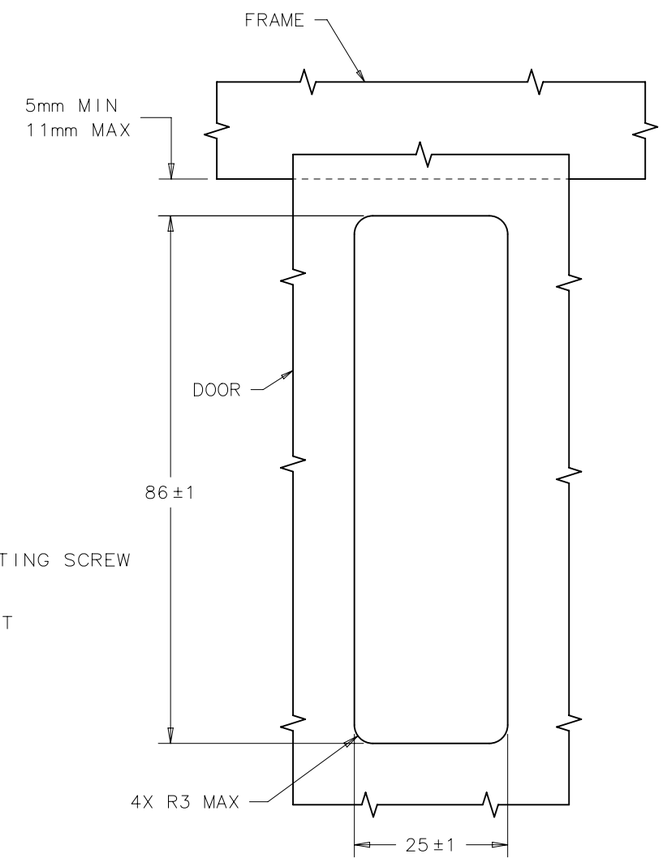

PANEL PREPARATION